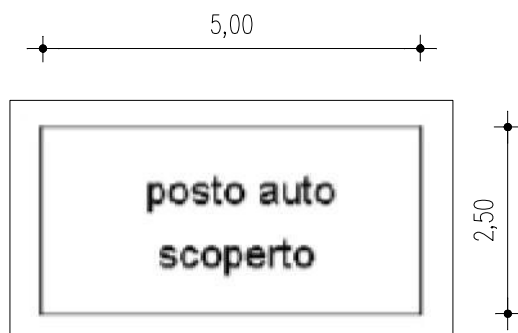


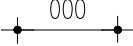


SCHEMA RILIEVO
Comune di Sesto al Reghena (PN)
NCEU fg 22 part 1225 sub 38
Scala 1:100

PIANO SEMINTERRATO

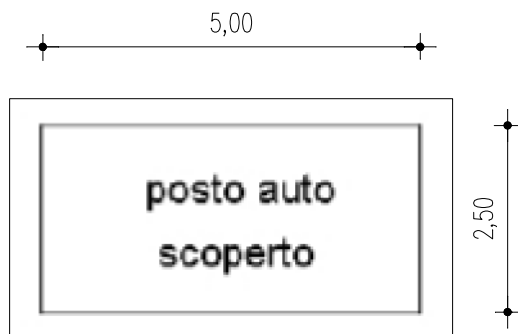


LEGENDA



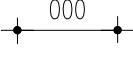
	DEMOLIZIONI
	COSTRUZIONI
	MISURE RILEVATE

SCHEMA RILIEVO
Comune di Sesto al Reghena (PN)
NCEU fg 22 part 1225 sub 39
Scala 1:100

PIANO SEMINTERRATO

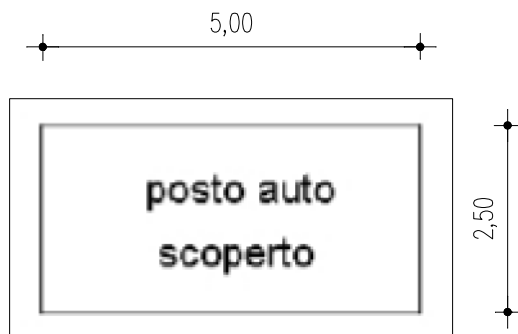


LEGENDA

	DEMOLIZIONI
	COSTRUZIONI
	MISURE RILEVATE

SCHEMA RILIEVO
Comune di Sesto al Reghena (PN)
NCEU fg 22 part 1225 sub 40
Scala 1:100

PIANO SEMINTERRATO



LEGENDA

