

ALLEGATO A - LOTTO 7

Parti comuni



Foto 1 - rampa comune per il Piano S1



Foto 2 - rampa comune per il Piano S1




Foto 3 - spazi di manovra comune - Piano S1




Foto 4 - spazi di manovra comune - Piano S1



Foto 5 - spazi di manovra comune - Piano S1




Foto 6 - spazi di manovra comune - Piano S1



Foto 7 - rampa comune per il Piano S2




Foto 8 - rampa comune per il Piano S2

Autorimessa



Foto 9 - autorimessa




Foto 10 - autorimessa




Foto 11 - autorimessa



Foto 12 - autorimessa




Foto 13 - uscite di sicurezza comuni



Foto 14 - autorimessa




Foto 15 - autorimessa



Foto 16 - autorimessa




Foto 17 - autorimessa



Foto 18 - autorimessa




Foto 19 - autorimessa



Foto 20 - autorimessa




Foto 21 - uscite di sicurezza comuni




Foto 22 - autorimessa



Foto 23 - autorimessa




Foto 24 - autorimessa




Foto 25 - autorimessa



Foto 26 - autorimessa



Foto 27 - dettaglio pavimentazione



Foto 28 - dettaglio pavimentazione



Foto 29 - dettaglio pavimentazione




Foto 30 - dettaglio pavimentazione